




## Hochdruckpumpen für Hydraulikmotoren


(1/2)

### SPECK-Hochdruckpumpen

	Pumpentyp	Art. Nr.	Fördermenge max. l/min.	Druck max. bar	Drehzahl min <sup>-1</sup>	kW
 NP10	NP10/1-170	0.7133	1.2	170	1450	0.5
	NP10/2-170	0.7134	2.3	170	1450	1.1
	NP10/4-150	0.7135	3.4	150	1450	1.0
	NP10/7-150	0.7136	7.2	150	1450	2.1
	NP10/10-150	0.7137	10.6	150	1450	3.3
	NP10/13-150	0.7138	13.1	150	1450	4.0
	NP10/15-150	0.7139	14.6	150	1450	4.6
 NP16	NP16/13-280	0.4939	14.1	280	1725	7.8
	NP16/13-220*	0.5316	14.4	220	3450	6.2
	NP16/14-210*	0.5089	13.9	210	1800	5.8
	NP16/15-210	0.5090	15.0	210	1450	6.2
	NP16/18-140	0.5091	18.3	140	1450	5.0
	NP16/21-240	0.5092	20.8	140	1450	5.7
	 NP25/70	NP25/20-500	0.5998	19.9	500	1450
NP25/24-400		0.6001	23.9	400	1450	18.8
NP25/21-300		0.6155	20.8	300	1450	12.3
NP25/21-350Bz		0.6537	20.8	350	1450	14.3
NP25/22-300		0.6711	22.0	300	1725	13.0
NP25/22-350Bz		0.5742	22.0	350	1725	15.2
NP25/25-25		0.6154	25.0	250	1450	12.4
NP25/30-200		0.6153	31.1	200	1450	12.2
NP25/30-280		0.6735	31.1	280	1450	17.1
NP25/38-180		0.6152	37.3	180	1450	13.2
NP25/38-280		0.6715	37.3	280	1450	20.6
NP25/41-170		0.6151	40.4	170	1450	13.5
NP25/41-210		0.6736	40.6	210	1450	16.8
NP25/50-150		0.6150	48.4	150	1450	14.3
NP25/50-210		0.6716	48.8	210	1450	20.2
NP25/54-200		0.6934	54.0	200	1450	20.7
NP25/60-140		0.6580	59.5	140	1450	16.3
NP25/70-140		0.6158	69.7	140	1450	19.2
P45/37-400		0.5975	37.0	400	1000	30.2
P45/46-320		0.5444	46.0	320	1000	30.1
P45/60-250		0.4012	57.0	250	1000	29.1
P45/75-180		0.3958	74.5	180	1000	27.4
P45/85-160	0.3948	85.5	160	1000	27.9	
P45/120-80	0.5593	123.1	80	1000	20.1	
P52/12-1000	0.4471	12.8	1000	1000	26.2	
P52/17-800	0.5168	17.5	800	1000	28.5	
P52/22-600	0.5169	22.8	600	1000	27.9	
P52/30-500 (MS)	0.4741	30.0	500	1000	29.5	
P52/37-400	0.4046	37.0	400	1000	30.2	
P52/40-400MS	0.6067	40.0	400	1080	31.5	
P52/40-420	0.6943	40.0	420	1100	33.1	
P52/54-270	0.4298	53.6	270	1000	28.3	
P52/60-280	0.6940	60.0	280	1100	33.1	
P52/72-200	0.4262	72.2	200	1000	28.4	
P52/100-150	0.3974	98.3	150	1000	29.7	
P52/120-120	0.4263	123.1	120	1000	29.1	

## Hochdruckpumpen für Hydraulikmotoren

(2/2)



P55

Pumpentyp	Art. Nr.	Fördermenge max. l/min.	Druck max. bar	Drehzahl min <sup>-1</sup>	kW
<b>P55/18-1200</b>	0.6614	18.3	1200	1000	42.5
<b>P55/21-1000</b>	0.6106	20.9	1020	850	41.6
<b>P55/26-800</b>	0.6258	26.6	800	1050	42.4
<b>P55/40-600</b>	0.6892	40.0	600	1000	47.2
<b>P55/45-500</b>	0.6891	45.0	500	930	44.0
<b>P55/50-400</b>	0.6630	50.0	400	850	40.1
<b>P55/80-280G</b>	0.6698	78.0	280	1000	41.8
<b>P55/100-200G</b>	0.4693	104.9	200	1000	42.8
<b>P55/128-160G</b>	0.4365	127.8	160	910	41.8
<b>P55/150-130G</b>	0.6251	153.0	130	800	40.6
<b>P55/165-100G</b>	0.4226	164.6	100	750	33.6
<b>P45/37-400</b>	0.6814	48.5	420	800	42.4
<b>P45/46-320</b>	0.6815	68.1	300	800	41.7
<b>P45/60-250</b>	0.5138	88.9	210	800	36.8
<b>P45/75-180</b>	0.5137	130.0	150	800	41.0
<b>P45/85-160</b>	0.5136	175.9	120	800	41.6